
Life to Eagle Seminar

Adopted by
The Advancement Committee
Orange County Council
Boy Scouts of America
Sept., 2019

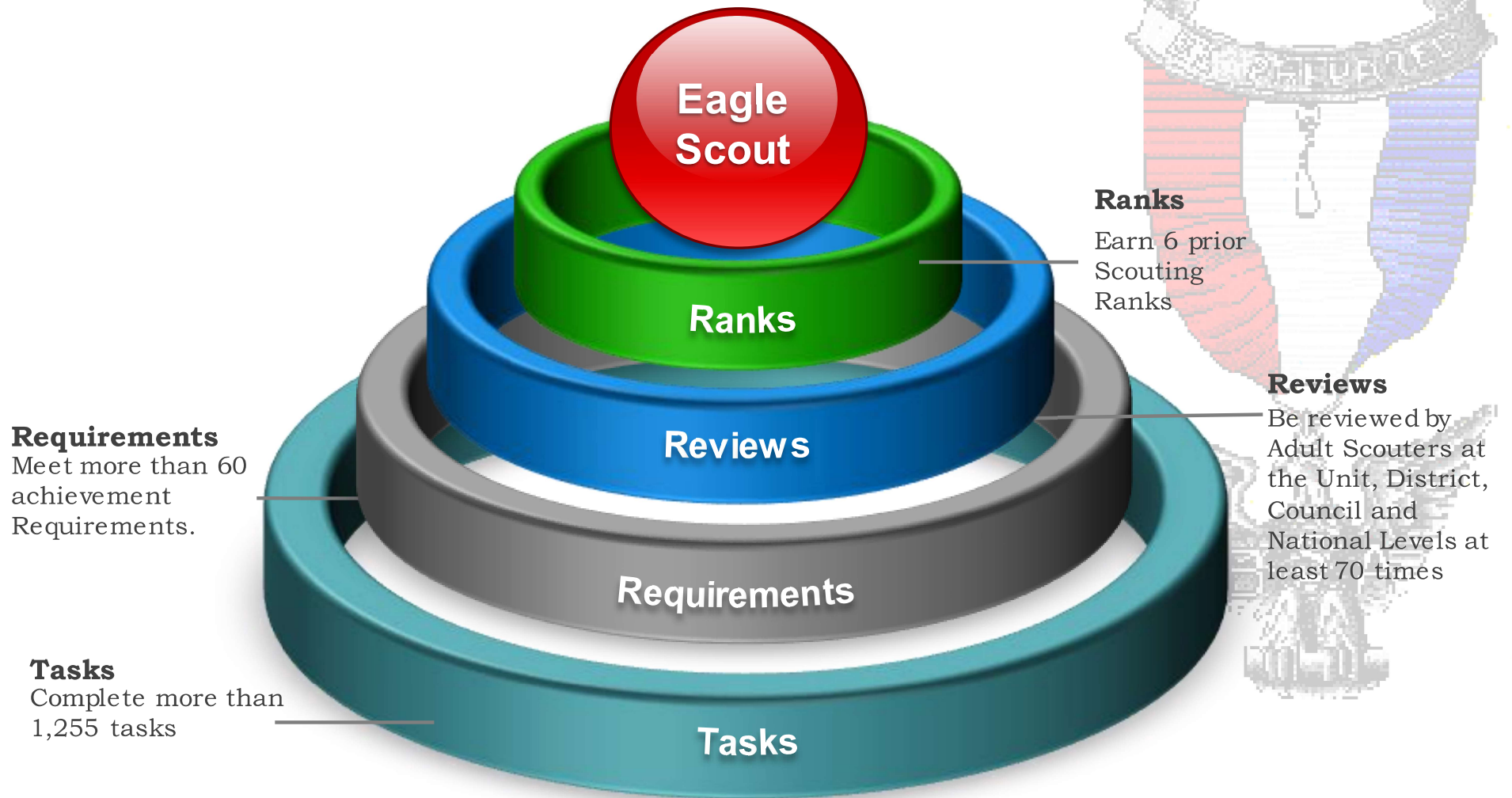


Notice.....

This presentation is NOT an official publication of the Boy Scouts of America nor the Orange County Council; however the contents are taken directly from the official BSA “Guide to Advancement – 2019”.

It is prepared to assist Scouts, Parents, and Scout Leaders.

What does it take.....?



Purpose of this Workshop



Review the 10 steps from Life to Eagle



Review the requirements for the Eagle Scout



Explain the procedures used in Orange County Council



Review the Eagle Scout Leadership Service Project Requirements

Who Sets Eagle Scout Requirements?



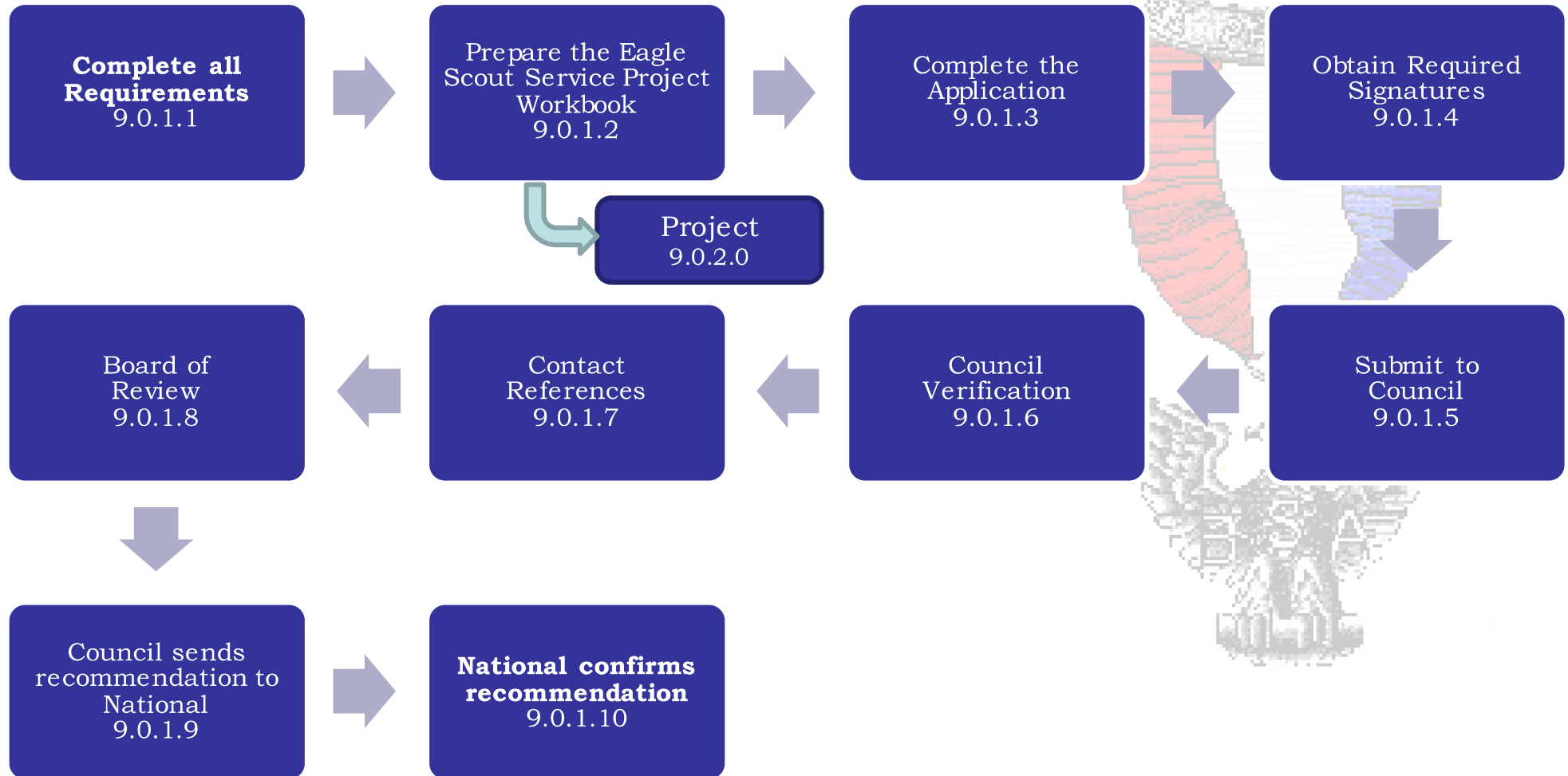
Set by BSA National Committee

- **Guide to Advancement, 2019, #33088**
- **Scout Requirements, #33216**
- **Eagle Scout Application, #512-728**
- **Eagle Scout Service Project Workbook, #512-927**

Orange County Council Advancement Committee implements policies and procedures of BSA National and Council.

NO Council, District, Unit or Individual has the authority to ADD to, or SUBTRACT from, any BSA advancement requirement.

10 Steps to Eagle



Complete all Requirements

(Guide to Advancement 9.0.1.1)

Must be completed BEFORE 18

- Be active for six (6) months after Life rank.
- Live by the Scout Oath and Law
- Earn at least 21 Merit Badges (including the 13 required for the Eagle Scout rank)
- Hold a position of responsibility for a period of 6 months after earning Life rank
- Complete an Eagle Scout Service Project
- Take part in a Unit Leader Conference

May be completed AFTER 18

- Successfully complete an Eagle Scout Board of Review

Requirement #1 – Be Active



Be active in your troop, ship or crew for a period of at least six (6) months after you earned the rank of Life Scout.

Guide to Advancement 4.2.3.1.

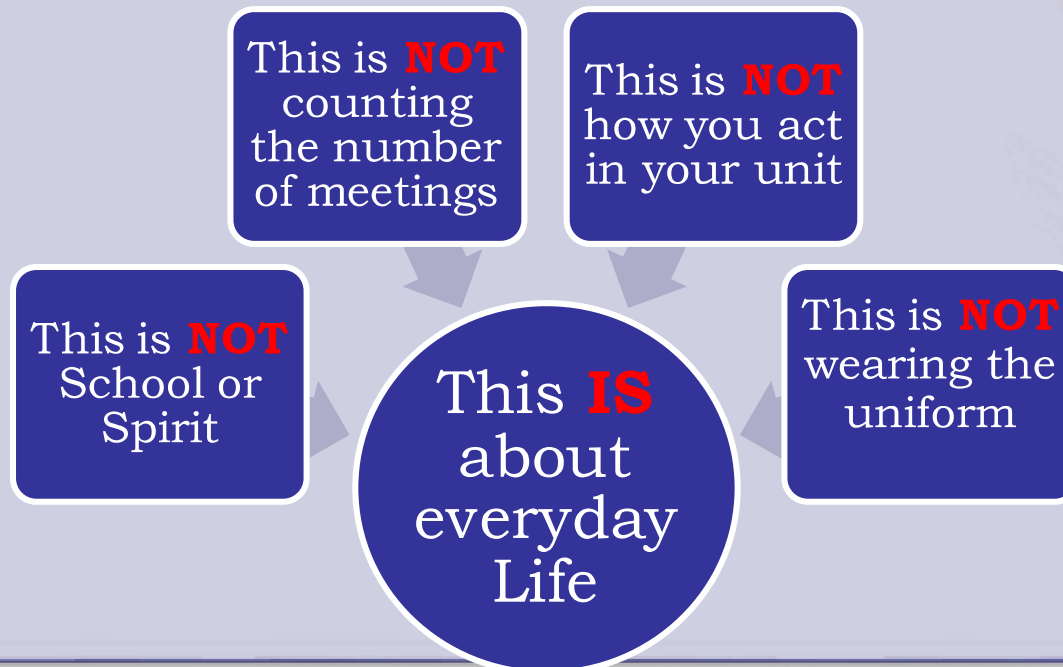
- Any six (6) month period, not necessarily consecutive
- 3 sequential tests to determine if requirement has been met:
 - Scout is registered
 - Scout is in good standing (not dismissed for disciplinary reasons)
 - Scout meets the unit's reasonable expectations; or if not, a lesser level of activity is explained (other positive endeavors)

Requirement #2 – Scout Spirit

Demonstrate that you live by the principles of the Scout Oath and Scout Law in your daily life.

Guide to Advancement 4.2.3.2

Becoming an Eagle transcends the idea of “Rank” and speaks to how you intend to live your life.



Requirement #3 – Merit Badges

Earn a total of 21 Merit Badges including the following

- | | |
|---|---------------------------------------|
| • First Aid | • Personal Management |
| • Citizenship in the Community | • Communications |
| • Citizenship in the Nation | • Personal Fitness |
| • Citizenship in the World | • Camping |
| • Cooking | • Family Life |
| • Emergency Preparedness OR
Lifesaving ** | • Swimming OR Hiking OR
Cycling ** |
| • Environmental Science OR
Sustainability ** | |

**** You must choose only one of these merit badges as a “Required” Merit Badge.**

Merit Badges and Scouts with Disabilities

Though individual requirements for merit badges may not be modified or substituted, youth with special needs may request approval for alternative badges they *can* complete.

Guide to Advancement 10.2.2.3.

- Contact your District Advancement Chair for guidance
- See Guide to Advancement section 10.0.0.0 for full details
- Visit the OCC Advancement site (www.ocbsa.org/bsaadvancement/)

Requirement #4 – Position of Responsibility

While a Life Scout, serve actively in your troop for (six) months in one or more...positions of responsibility.

Guide to Advancement 4.2.3.4.

- Only certain positions are acceptable for Eagle rank
- Any six (6) month period, not necessarily consecutive
- Must be performed while a Life Scout

Requirement #5 – Eagle Scout Service Project

While a Life Scout, plan, develop, and give leadership to others in a service project helpful to any religious institution, any school, or your community.

Guide to Advancement 9.0.2.0.

More to follow later..

Requirement #6 – Unit Leader Conference

A red horizontal line is positioned above a blue horizontal line. In the background, there is a large, faint watermark of the Boy Scouts of America (BSA) logo, featuring an eagle with a shield and the words "BOY SCOUTS OF AMERICA" on a banner above it.

Take part in a unit leader conference.

Guide to Advancement 4.2.3.5.

- Need not be the final step (9.0.1.1)
- Unit Leader may hold multiple conferences and any one may be used to fulfill the requirements.

Requirement #7 – Board of Review

Successfully complete an Eagle Scout board of review.

More to follow later..

Requirement #5 – Eagle Scout Service Project

While a Life Scout, plan, develop, and give leadership to others in a service project helpful to any religious institution, any school, or your community.


Guide to Advancement 9.0.2.0, Eagle Scout requirement 5

- The project must benefit an organization other than the Boy Scouts of America.
- A project proposal must be approved by the organization benefiting from the effort, your unit leader and unit committee, and the district before you start.
- You must use the Eagle Scout Service Project Workbook, BSA publication No. 512-927, in meeting this requirement.

Requirement #5 – Eagle Scout Service Project

A few simple steps.

- How do I pick a project?
- What rules do I need to follow?
- How do I know I've done everything correctly?
- Fundraising



Picking a Project

Please take a moment to think about these questions. You may choose to write them on a separate sheet of.

- What are your current interests outside of Scouting?
- What are your best skills?
- Outside of Scouting, what schools, churches and community groups have influenced your life?
- What needs to be done for these groups?
- How can you use your best skills to help?
- Who would you contact to find how you can help?

Congratulations!
You've just chosen a project and identified the beneficiary!

What rules do I need to follow?

“While a Life Scout...”

Guide to Advancement 9.0.2.2

- **Work cannot begin until you earn the rank of Life.**
- When you earn Life:
 - Contact your Unit Advancement Chair (or Eagle Coordinator) and get a Life to Eagle Packet.
 - Contact your District Advancement staff and be assigned a District Representative (Eagle Advisor).
 - It's recommended that you also use an Eagle Project Coach to help you plan and execute your project. (9.0.2.9) After your project proposal has been approved, your Coach can:
 - Meet with a Scout before work begins, ask the Scout to describe how to plan the project, and offer advice accordingly.
 - Act as a consultant to point out health and safety issues, advise in the planning process, discuss the plan strengths, weaknesses, and risks; and suggest critical improvements.
 - Discuss the project report with the Scout and offer advice on how to make a strong presentation at their board of review.

What rules do I need to follow?

“Plan, Develop...”

Guide to Advancement 9.0.2.3

- Planning and developing are part of the project. Even before you start work! Keep track of the time you spend on this.
- Develop a proposal that meets these 5 requirements (9.0.2.7):
 - Your project provides sufficient opportunity to meet the requirements.
 - Your project appears to be feasible.
 - You have considered safety issues and have addressed them.
 - You’ve thought through and indicated any action steps to help with further detailed planning.
 - You are on the right track with a reasonable chance for a positive experience
- Your proposal, as documented in the Eagle Scout Service Project Workbook, must be approved **IN WRITING** by the Beneficiary, your Unit Leader, Unit Committee and District Representative **before you begin.** (9.0.2.7.)

What rules do I need to follow?

“Give Leadership to Others...”

Guide to Advancement 9.0.2.4

- You must lead at least 2 other people .
- They may be Scouts/Scouters, but it's not required.
- There is NO minimum or maximum number of volunteers or hours of work needed to carry out your Eagle Scout Service Project (but you need to keep track of all the hours).
- There is no requirement that the project have “lasting value”

What rules do I need to follow?

“Helpful to any Religious Institution, School, or Your Community.”

Guide to Advancement 9.0.2.5, 9.0.2.6

- It may include both ‘for profit’ and ‘non-profit groups.
- It may not be:
 - Performed for a business (unless the business is in support of the community),
 - Of a commercial nature, or
 - For the benefit of an individual.
- The Project may not involve Council or BSA properties.

What rules do I need to follow?

What makes an acceptable project?

- Routine labor, a job normally rendered, is not normally appropriate for an Eagle project. (4.3.2.2-Venture, 9.0.2.11 Scouts BSA)
 - Can you demonstrate leadership?
 - Is planning and development required?
- Must satisfy your beneficiary and adhere to their rules.
- This is YOUR project alone.
 - The Scout must plan the work, organize the personnel needed, and direct the project to completion.
 - A candidate may not use participation in the project of another Eagle candidate to satisfy the Eagle Scout Service Project requirement
 - You may not copy or otherwise share your responsibilities for planning, developing or providing leadership to others

What rules do I need to follow?

“Use the Eagle Scout Service Project Workbook”

Guide to Advancement 9.0.2.8.

- Following the Workbook ensures you:
 - Are following the correct process.
 - Have captured the appropriate approvals.
 - Have Documented appropriate details.
 - Provide your Board of Review the information to determine if you have met the requirements.

Using the Eagle Scout Service Project Workbook

Section: Contact Information

- Name, Unit information (Committee Chair, Advancement Coordinator, Beneficiary, Council, District Representative)

Section: Project Proposal

- Describe project broadly
- This is the part that needs 4 Approvals

Unit Leader Approval* I have reviewed this proposal and discussed it with the candidate. I believe it provides impact worthy of an Eagle Scout service project, and will involve planning, development, and leadership. I am comfortable the Scout understands what to do, and how to lead the effort. I will see that the project is monitored, and that adults or others present will not overshadow him. Signed _____ Date _____ Name (Printed) _____	Unit Committee Approval* This Eagle Scout candidate is a Life Scout, and registered in our unit. I have reviewed this proposal, I am comfortable the project is feasible, and I will do everything I can to see that our unit measures up to the level of support we have agreed to provide (if any). I certify that I have been authorized by our unit committee to provide its approval for this proposal. Signed _____ Date _____ Name (Printed) _____
Beneficiary Approval* This service project will provide significant benefit, and we will do all we can to see it through. We realize funding on our part is not required, but we have informed the Scout of the financial support (if any) that we have agreed to. We understand any fund raising he conducts will be in our name and that funds left over will come to us if we are allowed to accept them. We will provide receipts to donors as required. <i>Our Eagle candidate has provided us a copy of "Navigating the Eagle Scout Service Project, Information for Project Beneficiaries."</i> <input type="checkbox"/> Yes <input type="checkbox"/> No Signed _____ Date _____ Name (Printed) _____	Council or District Approval I have read topics 9.0.2.0 through 9.0.2.15, regarding the Eagle Scout service project, in the <i>Guide to Advancement</i> , No. 33088. I agree on my honor to apply the procedures as written, and in compliance with the policy on "Unauthorized Changes to Advancement." Accordingly, I approve this proposal. I will encourage the candidate to prepare a project plan and further encourage him to share it with a project coach who has been designated for him. Signed _____ Date _____ Name (Printed) _____

Using the Eagle Scout Service Project Workbook

Section: Project Final Plan

- This is your **detailed** plan (after approval)
 - Material,
 - Time, labor, and schedule,
 - Safety,
 - Tools,
 - Expenses,
 - Permits,
 - Logistics,
 - Contingency plans, etc..
- Detail how you will demonstrate Leadership

**When your detailed plan is complete,
carry out your project!**

Using the Eagle Scout Service Project Workbook

Section: Project Report

- Describe the results; What happened?

Be sure to include yourself, and the time spent on planning.

	Number of Workers	Total Hours Worked
The Eagle Scout candidate	1	
Registered BSA youth members		
Other youth (brothers, sisters, friends, etc., who are not BSA members)		
Registered BSA adult Scouting volunteers and leaders		
Other adults (parents, grandparents, etc., who are not BSA members)		
Grand Total of Hours (Enter here and on your Eagle Scout Rank Application.)	1	

Show logs of your efforts.

Requires your promise
and 2 approvals.

Candidate's Promise

Sign below before you seek the other approvals.

On my honor as a Scout, I was the leader of my Eagle Scout service project and executed it as reported here.

Signed:

Date:

Approvals

In my opinion, this Eagle Scout service project meets Eagle Scout requirement 5, as stated on page 4 of this workbook.

Beneficiary name:

Unit leader name:

Signed:

Date:

Signed:

Date:

What rules do I need to follow?

Fundraising

Guide to Advancement section 9.0.2.10.

- Fundraising is not required but can provide evidence of Leadership.
- Projects may not be Fundraisers
 - Fund raising is permitted only for the purpose of acquiring the materials and supplies needed to carry out your project.
- Fundraising must conform to the Guide to Safe Scouting

What rules do I need to follow?

Fundraising

Orange County Council Policy

- Any Eagle Scout Service Project Fundraising effort that is expected to raise less than \$1000.00 from other than exempt parties (the Scout, the Scout's parents, relatives, unit members, its chartered organization, parents of unit members, or the beneficiary) does not require an Eagle Scout Service Project Fundraising Application. There are no limits on funds raised from exempt parties.
- Eagle Scout Service Projects that are expected to raise more than \$1000.00 (except from exempt parties) must utilize the Eagle Scout Service Project Fundraising Application. This \$1000.00 limit of non-exempt funds applies to the total of cash and gifts in kind.

What rules do I need to follow?

What if things go wrong with my project?

- Even the best planned activities sometimes need change. You will not necessarily be penalized if you had to vary from your plan.
- On the other hand, if your project did not substantially follow your plan . . . then have you truly demonstrated the leadership skills expected of an Eagle Scout?
- Your project must be completed according to the wishes of your beneficiary. If you need to make substantial changes, you must verify they are acceptable to your beneficiary.

The Final Steps

Preparing for your Board of Review

- Reviewing all materials
- Preparing your Eagle Scout Rank Application
- Confidential Appraisals
- Staffing the Board of Review

Reviewing All Materials



District Representative review

- Your District Representative will:
 - Review your Eagle Scout Service Project Workbook to ensure you've documented everything correctly.
 - Provide guidance for your next steps and collect any additional materials to be sent to Council.
 - Confidential Appraisals
 - Statement of Ambition and Life Purpose

Eagle Scout Rank Application

You must use BSA form 512-728

Guide to Advancement 9.0.1.0 – 9.0.1.10.

- Always ensure you have the correct version!

Information and Dates

- Be sure all dates are correct
 - Use Internet Advancement Report or Contact Council to verify
- List only 21 merit badges
 - Include unit numbers for merit badges.
- Position(s) of Responsibility
- Provide all 6 references (5 if not working).
- Signatures
 - Yours
 - Unit Leader
 - Committee Chair

The image shows the BSA Form 512-728, Eagle Scout Rank Application. The form is titled "EAGLE SCOUT RANK APPLICATION" and includes instructions for completion. It features a section for "LET YOUR FULL LEGAL NAME (UP TO 28 CHARACTERS ONLY)" with a grid for letters. There are also sections for "POSITIONS OF RESPONSIBILITY", "MERIT BADGES", and "REFERENCES". The form includes checkboxes for various requirements and a section for "SIGNATURES" with lines for the applicant, unit leader, and committee chair. At the bottom, there is a table for "MERIT BADGES" with columns for "MERIT BADGE", "UNIT", and "DATE".

Confidential Appraisals

Use the official OCBSA Confidential Appraisal.

- <http://www.ocbsa.org/bsaadvancement/eagle-packet/>
- Give to references listed on your application
 - Parents
 - Educator
 - Employer (optional)
 - Religious Leader
 - If no, religious leader, list your parents
 - Two additional
 - Any two. Scouting/non-Scouting, Over/Under 21
 - Stamped envelope, pre-addressed to be sent to your District Representative.
- **THESE MAY NOT BE DONE ELECTRONICALLY! (no email)**

Other Materials

(Guide to Advancement 9.0.1.3)

Statement of Ambitions and Life Purpose

- This will assist your Board of Review in understanding your goals and aspirations.

Listing of Positions, Honors and Awards

- This will assist your Board of Review in determining what you did on your Trail to Eagle.

Conducting the Board of Review

Successfully complete an Eagle Scout board of review.

- Need not be completed before age 18. (8.0.3.1)
 - You have 90 days and an extension is sometimes possible
- A uniform is preferred but not mandatory. (8.0.0.4)
- Specific rules apply for Eagle Boards of review (8.0.3.0). Some examples include:
 - May only have one Eagle Board of Review. (8.0.3.0)
 - Decision must be unanimous. (8.0.1.4)
- May not occur until Council has verified the application. (9.0.1.6, 8.0.3.0)
- May not be refused. (8.0.3.2)
 - If you are denied a Board of Review, contact your District Advancement Chair.

Staffing the Board of Review

Successfully complete an Eagle Scout board of review.

- Your District Representative is usually the chair of the Board and is responsible to staff the Board. (8.0.3.0)
 - No fewer than 3 and no more than 6 members (all at least 21 years old).
 - No unit leaders or assistants.
 - Parents may not serve for their own Scout.
 - Not required that all members be Registered Scouters.
 - Must include at least one District or Council Representative, not affiliated with the unit.

After your Board of Review



Successes

- Board will sign your Eagle Application and ensure it is forwarded to Council (9.0.1.8)
- Council will verify the Application is appropriately documented and forward to National (9.0.1.9)
- National will notify the Council of the official decision (9.0.1.10)

Date of Rank

- Your Eagle Board of Review will be the date of your Eagle Rank. However, until notified by National that your application has been approved, you may not (8.0.3.1)
 - Refer to yourself as an Eagle
 - Purchase any Eagle patches
 - Schedule or conduct a Court of Honor

After your Board of Review

Challenges

- Scouts and their parents may appeal an adverse decision for Star, Life or Eagle rank. (8.0.4.0)
 - Star and Life appeals are reviewed by Council
 - Eagle appeals are reviewed by Council/National, but the ultimate decision lies with National.
- If an appeal is appropriate, your District Representative will discuss the process with you before your Board disperses.

Special Topics



Extensions (9.0.4.0)

- Requests must be in writing to your District Advancement Chair who will document any necessary information and forward to B.S.A. National.
- Approval for any extension must be granted by B.S.A. National.
- Extensions are sometimes granted, but are based on extenuating circumstances that are totally beyond the control of the Scout
- **Don't count on it!**

Special Topics

What if you are having problems?

- Get HELP: (Quickly, do not wait for it to get better on its own)
 - Do not delay, the more promptly problems can be resolved the better.
- Talk to your Scoutmaster, Ship Skipper, or Venture Crew Advisor.
- All Scouts have the right to ask for a board of review at any time. If you are having a problem within your unit:
 - Talk to your Unit Advancement Chairperson.
 - Talk to your Unit or District Eagle Coach
 - Talk to your Unit Committee Chairperson.
 - Talk to your District Advancement Chairperson.
- If you think you are not being treated fairly or that you are being held to extraordinary standards, contact the District Advancement Chairperson or the District Chairperson.

Special Topics



If you are almost 18...

- Work hard to complete your requirements.
- Talk to your leaders now so that they can help you and warn you of problems.
- Remember that adult leaders have busy lives. Be respectful of others schedules.
- Know your deadlines in advance.

Special Topics

Eagle Myths

- The Scout can not receive help from their parents
- The project must involve wood construction
- Can not involve any volunteers from outside the unit
- Must include multi-media presentations
- The project must be completed within 30 days
- The project must be completed as the last requirement
- The project write-up must be done in such a way that any other Scout could complete it
- The Scout must be 16 years of age before beginning work
- The project must have a minimum of 200 hours
- The project must have “lasting value”

Q & A and OCC Website

Any Questions?

OCC Website

- www.ocbsa.org
- www.ocbsa.org/bsaadvancement/advancement/

Thanks!