

How to Find New Member Coordinator Training





Thank you for taking the time to invest in your training, we appreciate it.



[Login to my.Scouting](#)

Go to <https://my.scouting.org>
Enter Your **Username** and **Password** to Login

If this is your first time using the tool, please make sure your account is properly tied to your scouting ID. You can validate this in your User information in the upper right corner of the screen.

From the Menu in the upper left, choose My Training	 Menu >  My Training
Choose YPT and Training Center	YPT and Training Center
Choose Position Specific Training	 Position Specific Training >
Choose New Member Coordinator, Take a Course	New Member Coordinator Take Course >
This will take you to Scouting U District Committee Learning Plans.	
Scroll down and Select New Member Coordinator and then Enroll	New Member Coordinator
* If you don't know what position you are registered in, choose your ID in the upper left, then My Profile	 My Profile
Scroll down, Look for Registered Positions and items listed	Registered Positions

Would you like to review position requirements and course information, please click on the following, also available at the bottom of the BSA Learn Center / Scouting U home page. Check there for most current version.

[Position-Trained-Requirements-Sept-2021.pdf \(scouting.org\)](#)