

# How to Find Pack Committee Member Training




Thank you for taking the time to invest in your training, we appreciate it.



[Login to my.Scouting](#)

Go to <https://my.scouting.org>  
Enter Your **Username** and **Password** to Login

If this is your first time using the tool, please make sure your account is properly tied to your scouting ID. You can validate this in your User information in the upper right corner of the screen.

From the <b>Menu</b> in the upper left, choose <b>My Training</b>	 <b>Menu</b> >  <b>My Training</b>
Choose <b>YPT and Training Center</b>	YPT and Training Center
Choose <b>Position Specific Training</b>	 <b>Cub Scouting</b>
This will take you to Scouting U - Scouts BSA Learning Plans.	
Scroll down and Select <b>Pack Committee Member Training</b> and then <b>Enroll</b>	<b>Pack Committee Member Training</b> 
* If you don't know what position you are registered in, choose your ID in the upper left, then <b>My Profile</b>	 <b>My Profile</b>
Scroll down, Look for <b>Registered Positions</b> and items listed	<b>Registered Positions</b>

Would you like to review position requirements and course information, please click on the following, also available at the bottom of the BSA Learn Center / Scouting U home page. Check there for most current version.

[Position-Trained-Requirements-Sept-2021.pdf \(scouting.org\)](#)