

How to find BSA Safety Training



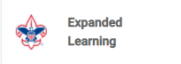

Thank you for taking the time to invest in your training, we appreciate it.



[Login to my.Scouting](#)

Go to <https://my.scouting.org>
Enter Your **Username** and **Password** to Login

If this is your first time using the tool, please make sure your account is properly tied to your scouting ID. You can validate this in your User information in the upper right corner of the screen.

From the Menu in the upper left, choose My Training	 Menu >  My Training
Choose YPT and Training Center	YPT and Training Center
Choose Expanded Learning	
Select Program Safety	Program Safety Take Course >
This will take you to Scouting U - Scouts BSA Learning Plans.	
Scroll down and Select the Safety Training you require, and then Enroll	Courses Available: <ul style="list-style-type: none">• Climb on Safely• Safety Afloat• Safe Swim Defense• Hazardous Weather Training• Drive Safely
* If you don't know what position you are registered in, choose your ID in the upper left, then My Profile	 My Profile
Scroll down, Look for Registered Positions and items listed	Registered Positions

Would you like to review position requirements and course information, please click on the following, also available at the bottom of the BSA Learn Center / Scouting U home page. Check there for most current version.

[Position-Trained-Requirements-Sept-2021.pdf \(scouting.org\)](#)